

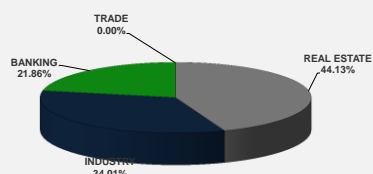
LISTED COMPANIES	LISTED SHARES	MARKET CAP.	TOTAL ORDINARY SHARES	PREFERRED SHARES	PREFERRED SHARES ISSUE PRICE	TOTAL MARKET CAP.	CUR.	TRADED VOLUME	TRADED VALUE	CLOSING PRICE	OPEN PRICE	HIGH PRICE	LOW PRICE	PREVIOUS PRICE
	(MM)	(MM \$)	(MM)	(MM)	USD	(MM \$)								
SOLIDERE A	100.00	801.00	100.00			801.00	USD	1,489	11,927	8.01	8.01	8.01	8.01	7.93
SOLIDERE B	65.00	520.65	65.00			520.65	USD	2,333	18,679	8.01	8.00	8.08	8.00	7.92
BQ.LIB. POUR LE COMMERCE	71.03	66.06	152.70			142.01	USD	-	-	0.93	-	-	-	0.93
BQ.LIB. POUR LE COMMERCE PEF. "B"	0.55	55.00		0.55		55.00	USD	-	-	100.00	-	-	-	100.00
BQ.LIB. POUR LE COMMERCE PEF. "C"	0.35	35.00		0.35		35.00	USD	-	-	100.00	-	-	-	100.00
BQ.LIB. POUR LE COMMERCE PEF. "D"	0.75	75.00		0.75		75.00	USD	-	-	100.00	-	-	-	100.00
BANQUE AUDI	399.75	2298.56	399.75			2298.56	USD	-	-	5.75	-	-	-	5.75
BANQUE AUDI GDR	119.92	700.36				700.36	USD	-	-	5.84	-	-	-	5.84
BANQUE AUDI PREFERRED "G"	1.50	150.45		1.50	100.00	150.45	USD	-	-	100.30	-	-	-	100.30
BANQUE AUDI PREFERRED "H"	0.75	75.45		0.75	100.00	75.45	USD	-	-	100.60	-	-	-	100.60
BANQUE AUDI PREFERRED "I"	2.50	249.88		2.50	100.00	249.88	USD	830	82,959	99.95	99.95	99.95	99.95	99.95
BANQUE AUDI PREFERRED "J"	2.75	274.86		2.75	100.00	274.86	USD	-	-	99.95	-	-	-	99.95
BANK OF BEIRUT	17.75	333.63	50.47			948.79	USD	-	-	18.80	-	-	-	18.80
BANK OF BEIRUT PRIORITY	4.76	100.00				100.00	USD	-	-	21.00	-	-	-	21.00
BANK OF BEIRUT PREFERRED SHARES "H"	5.40	139.86		5.40	25.00	139.86	USD	-	-	25.90	-	-	-	25.90
BANK OF BEIRUT PREFERRED SHARES "I"	5.00	127.50		5.00	25.00	127.50	USD	-	-	25.50	-	-	-	25.50
BANK OF BEIRUT PREFERRED SHARES "J"	3.00	76.95		3.00	25.00	76.95	USD	-	-	25.65	-	-	-	25.65
BANK OF BEIRUT PREFERRED SHARES "K"	4.00	101.40		4.00	25.00	101.40	USD	-	-	25.35	-	-	-	25.35
BYBLOS BANK	565.52	882.20	565.52			882.20	USD	-	-	1.56	-	-	-	1.56
BYBLOS BANK GDR	1.31	101.72				101.72	USD	-	-	77.70	-	-	-	77.70
BYBLOS BANK PREFERRED SHARES 2008	2.00	203.20		2.00	100.00	203.20	USD	-	-	101.60	-	-	-	101.60
BYBLOS BANK PREFERRED SHARES 2009	2.00	202.00		2.00	96.00	202.00	USD	-	-	101.00	-	-	-	101.00
BQ.EUROPEENNE PR.M.O	51.40	66.82	62.00			80.60	USD	-	-	1.30	-	-	-	1.30
BQ.EUROPEENNE PR.M.O PREFERRED 20	0.35	36.16		0.35	100.00	36.16	USD	1,000	103,300	103.30	103.30	103.30	103.30	99.50
BLOM BANK GDR	73.90	938.48				938.48	USD	63	800	12.70	12.70	12.70	12.70	12.69
BLOM BANK	215.00	2451.00	215.00			2451.00	USD	-	-	11.40	-	-	-	11.40
RASAMNY-YOUNIS MOTORS CO	10.92	35.49	27.30			88.73	USD	-	-	3.25	-	-	-	3.25
HOLCIM Lban	19.52	282.40	19.52			282.40	USD	2,945	42,614	14.47	14.47	14.47	14.47	14.46
STE DES CIMENTS BLANCS N	9.00	19.44	3.00			6.48	USD	-	-	2.16	-	-	-	2.25

<b>TOTAL EXECUTED</b>	<b>1,755.67</b>	<b>11,400.51</b>	<b>1,660.25</b>	<b>12,145.67</b>	<b>8,660</b>	<b>\$260,279</b>
Official USD Closing	1507.5					

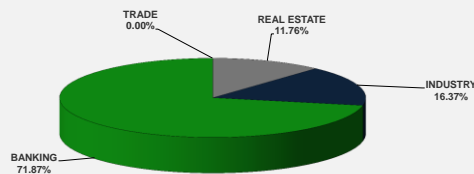
LEBANESE GLOBAL DEPOSITARY RECEIPTS	SHARES MM	BID \$	ASK \$	MID PRICE \$
BLOM BANK	73.90	12.50	12.70	12.60
BYBLOS BANK	1.31	74.00	0.00	0.00
AUDI BANK	116.24	5.70	5.90	5.80

STOCK INDEX	VALUE	PREVIOUS VALUE	% OF CHANGE
MARKET VALUE WEIGHTED INDEX	94.31	93.59	0.76%
NUMBER OF TRANSACTIONS	11		

BEIRUT STOCK EXCHANGE DAILY TRADING VOLUME



BEIRUT STOCK EXCHANGE DAILY TRADING VALUE \$



**Disclaimer:** The Capital Markets Authority (CMA) publishes reports for general information purposes only. However, under no circumstances the CMA will accept any responsibility or liability in connection with the use of the information provided in these reports or on this website.

MATURITY	CURRENCY	ISSUED AMOUNT (MM)	OUTSTANDING AMOUNT (MM)	COUPON	ISSUE P.	BIDS	ASKS	MID. P	YIELD	SPREAD	DURATION	CONVEXITY
Lebanon / 27-12-2017	USD	950.00	#N/A *The record could not be found.	5.000	100.000	#N/A *The record could not be found.	#N/A *The record could not be found.	#N/A *The record could not be found.	#N/A *The record could not be found.	#VALUE!	#N/A *The record could not be found.	#N/A *The record could not be found.
Lebanon / 31-12-2017	USD	2,007.51	100.38	4.000	100.000	99.990	100.010	99.990	5.688	2.702	0.006	0.000
Lebanon / 07-03-2018	USD	700.00	35.00	5.000	100.000	98.000	98.125	98.000	16.142	15.035	0.176	0.062
Lebanon / 27-05-2018	USD	200.00	10.00	5.000	100.000	98.000	98.250	98.000	10.119	8.627	0.387	0.300
Lebanon / 12-06-2018	USD	700.00	700.00	5.150	100.000	99.750	101.750	99.750	5.710	4.190	0.438	0.380
Lebanon / 12-11-2018	USD	1,025.00	1,025.00	5.150	100.000	99.400	100.166	99.400	5.866	4.143	0.826	1.091
Lebanon / 28-11-2018	EUR	445.00	445.00	5.350	100.000	101.375	102.375	101.375	3.758	4.464	0.879	1.544
Lebanon / 23-04-2019	USD	500.00	500.00	6.750	100.000	99.750	100.750	99.750	5.694	3.975	1.236	2.160
Lebanon / 20-05-2019	USD	650.00	650.00	6.000	100.000	100.110	101.190	100.110	5.910	4.187	1.304	2.370
Lebanon / 28-11-2019	USD	1,500.00	1,500.00	5.450	100.000	99.000	99.800	99.000	6.010	4.118	1.776	4.097
Lebanon / 09-03-2020	USD	1,200.00	1,200.00	6.375	100.000	99.610	100.800	99.610	6.563	4.677	1.975	5.049
Lebanon / 14-04-2020	USD	700.00	700.00	5.800	100.000	98.200	99.550	98.200	6.657	4.768	2.079	5.511
Lebanon / 19-06-2020	USD	600.00	600.00	6.150	100.000	98.875	99.875	98.875	6.651	4.763	2.247	6.320
Lebanon / 12-04-2021	USD	2,092.47	2,092.47	8.250	100.000	104.034	104.331	104.034	6.849	4.867	2.803	9.860
Lebanon / 27-05-2022	USD	500.00	500.00	6.250	100.000	97.750	98.750	97.750	6.848	4.620	3.762	17.120
Lebanon / 04-10-2022	USD	1,540.00	1,540.00	6.100	100.000	97.100	98.050	97.100	6.823	4.600	4.021	19.555
Lebanon / 27-01-2023	USD	1,100.00	1,100.00	6.000	100.000	95.550	96.850	95.550	7.058	4.833	4.172	21.430
Lebanon / 26-05-2023	USD	500.00	500.00	6.400	100.000	96.875	97.875	96.875	7.105	4.876	4.454	24.060
Lebanon / 22-04-2024	USD	700.00	700.00	6.650	100.000	97.750	98.750	97.750	7.096	4.745	5.001	30.780
Lebanon / 04-11-2024	USD	500.00	538.47	6.250	100.000	96.000	96.500	96.000	6.994	4.645	5.398	35.742
Lebanon / 03-12-2024	USD	250.00	250.00	7.000	100.000	98.400	99.290	98.400	7.297	4.948	5.368	35.597
Lebanon / 26-02-2025	USD	800.00	800.00	6.200	100.000	94.160	95.140	94.160	7.259	4.909	5.514	37.884
Lebanon / 12-06-2025	USD	800.00	800.00	6.250	100.000	93.875	95.875	93.875	7.331	4.986	5.793	41.180
Lebanon / 27-11-2026	USD	1,600.00	1,600.00	6.600	100.000	95.050	96.280	95.050	7.367	4.935	6.539	53.816
Lebanon / 23-03-2027	USD	1,250.00	1,250.00	6.850	100.000	96.540	96.550	96.540	7.371	4.942	6.570	55.487
Lebanon / 29-11-2027	USD	1,000.00	1,000.00	6.750	100.000	95.150	96.300	95.150	7.450	5.018	7.014	62.940
Lebanon / 03-11-2028	USD	500.00	893.20	6.650	100.000	93.450	94.440	93.450	7.544	5.111	7.422	71.687
Lebanon / 25-05-2029	USD	1,000.00	1,000.00	6.850	100.000	94.250	95.250	94.250	7.612	5.177	7.647	76.700
Lebanon / 26-02-2030	USD	1,400.00	1,400.00	6.650	100.000	92.050	93.200	92.050	7.666	5.232	7.860	83.187
Lebanon / 22-04-2031	USD	300.00	300.00	7.000	100.000	94.500	95.500	94.500	7.665	5.230	8.305	93.940
Lebanon / 23-03-2032	USD	1,000.00	1,000.00	7.000	100.000	93.200	94.500	93.200	7.798	5.367	8.547	101.648
Lebanon / 02-11-2035	USD	600.00	600.00	7.050	100.000	92.550	93.050	92.550	7.831	5.398	9.631	135.155
Lebanon / 23-03-2037	USD	750.00	750.00	7.250	100.000	92.270	93.630	92.270	8.045	5.614	9.738	142.990
<b>TOTAL PUBLIC SECTOR EUROBONDS</b>		<b>29,446.043</b>								<b>#VALUE!</b>		

EURO CDS

Not Available

LEBANESE PRIVATE SECTOR EUROBONDS

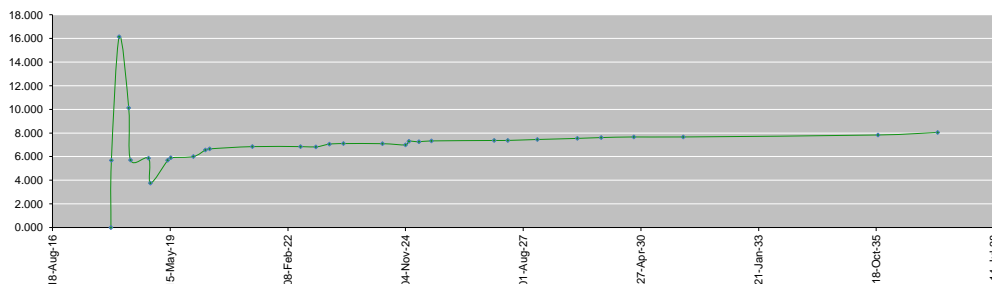
MATURITY	SIZE MM	TYPE	COUPON	Issue P.	BID \$	Ask \$	MID. P	YIELD	SPREAD	DURATION	CONVEXITY
BANK MED S.A.L/14-12-2017	USD 500	Euro CD	5.38	99.46	#N/A *The record could not be found.	#N/A *The record could not be found.	#N/A *The record could not be found.	#N/A *The record could not be found.	#VALUE! Id not be found	#N/A *The record could not be found.	#N/A *The record could not be found.
BANK BYBLOS S.A.L/21-06-2021	USD 300	Note	7	100	100.82	101.13	100.82	6.73	4.74	3.04	11.31

World Yields in Native Terms	O/N	3 Months	6 Months	9 Months	1 Year	2 Years	3 Years	5 Years	7 Years	10 Years	30 Years
EUR	-	-0.82	-0.80	-0.68	-0.72	-0.62	-0.51	-0.21	0.02	0.40	1.22
U.S.A	-	1.44	1.53	--	1.72	1.90	1.99	2.23	2.35	2.43	2.77
U.K	-	0.36	0.45	--	0.34	0.43	0.47	0.71	0.91	1.18	1.77
Japan	-	-0.17	-0.11	-0.11	-0.14	-0.13	-0.11	-0.10	-0.04	0.06	0.82

Libor	USD	EUR	JPY	GBP
1 Months	1.56	-0.42	-0.05	0.49
2 Months	1.62	-0.40	-0.03	0.51
3 Months	1.69	-0.38	-0.02	0.52
6 Months	1.83	-0.32	0.01	0.58
1 Year	2.10	-0.24	0.12	0.77

Spot Rates	Bid	Ask
Lebanese Pound	1511.00	1521.00
Euro	1.19	1.1935
British Sterling Pound	1.34	1.3435
Japanese Yen	112.82	112.8500
Gold	1292.85	1293.00

Lebanese Republic USD Eurobonds Yield Curve



Disclaimer: The Capital Markets Authority (CMA) publishes reports for general information purposes only. However, under no circumstances the CMA will accept any responsibility or liability in connection with the use of the information provided in these reports or on this website.

Contact us by email: [research@cma.gov.lb](mailto:research@cma.gov.lb)